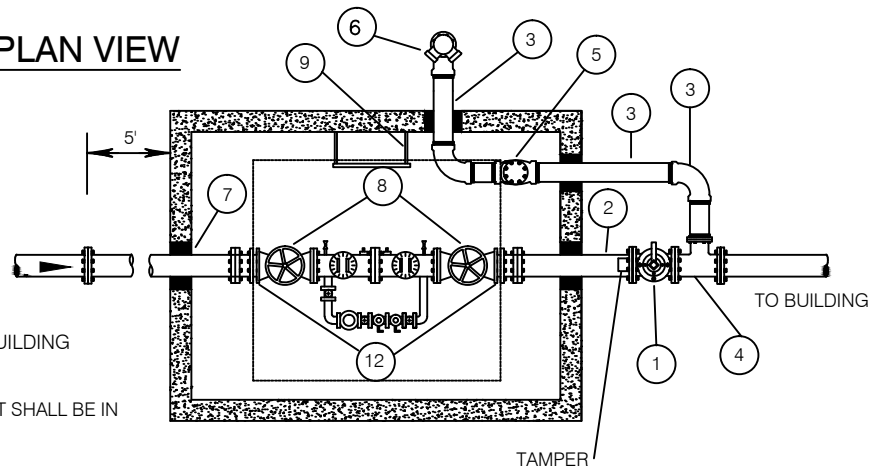


UTILITY VAULT CO. COVER		
SIZE	MODEL	COVER
2 1/2"	644	64-2-332P
3"	644	64-2-332P
4"	575	57TL-2-332P
6"	577	57TL-2-332P
8"	4484	4484-TL2-332P
10"	5106	5106-TL3-332

PLAN VIEW

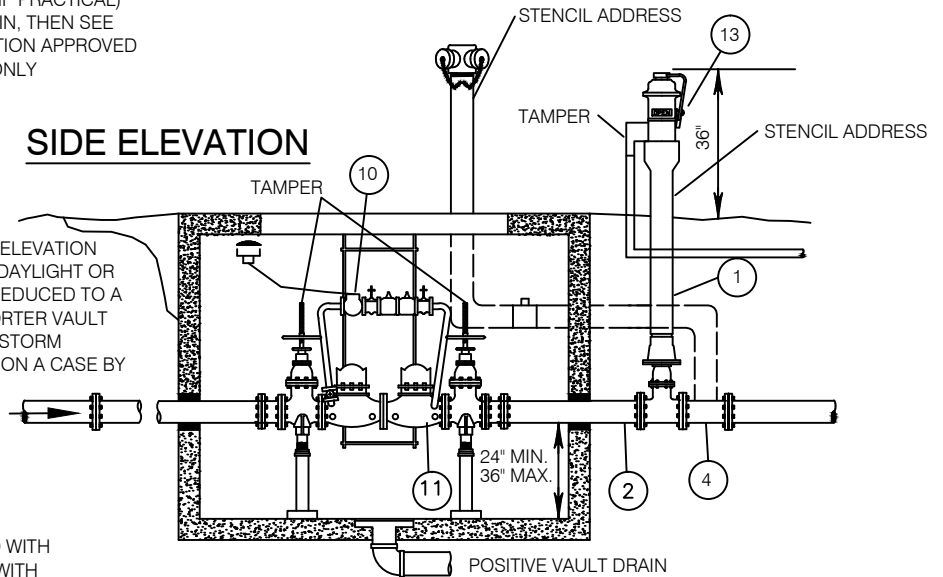


NOTES:

1. FIRE SERVICE PIPINGS FROM MAIN TO BUILDING SHALL BE RESTRAINED.
2. PROVISIONS FOR DRAINAGE OF THE VAULT SHALL BE IN THE FOLLOWING ORDER OF PRECEDENCE:
 - A) VAULT DRAIN TO DAYLIGHT
 - B) VAULT DRAIN TO STORM DRAIN SYSTEM (IF PRACTICAL)
 - C) IF NO POSSIBLE MEANS OF GRAVITY DRAIN, THEN SEE STD DETAIL 593 FOR SUMP PUMP INSTALLATION APPROVED BY THE CITY ENGINEER ON CASE BY CASE ONLY

SIDE ELEVATION

PROVIDE 24" MINIMUM AND 36" MAXIMUM CLEARANCE BETWEEN VAULT FLOOR AND BOTTOM OF BACKFLOW ASSEMBLY. WHERE ELEVATION OF VAULT FLOOR IS TOO LOW TO DRAIN TO DAYLIGHT OR STORM SYSTEM, THIS CLEARANCE CAN BE REDUCED TO A MINIMUM OF 12", IF SUBSTITUTION OF A SHORTER VAULT ALLOWS FLOOR TO DRAIN TO DAYLIGHT OR STORM SYSTEM (APPROVED BY THE CITY ENGINEER ON A CASE BY CASE BASIS ONLY).

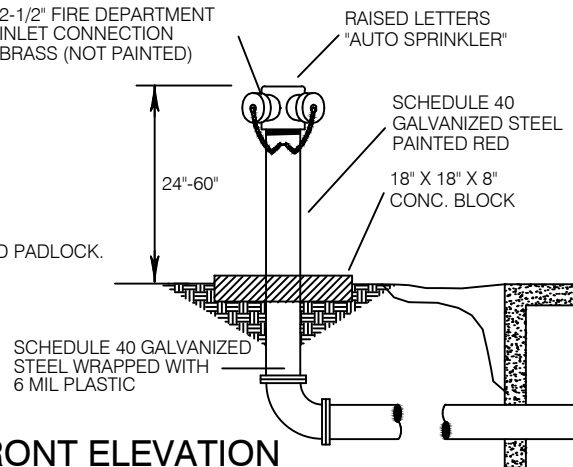


MATERIALS LIST:

- ① POST INDICATOR VALVE PAINTED RED WITH TAMPER TO FIRE ALARM PANEL AND WITH STENCILED ADDRESS
- ② CLASS 52 DI WALL PIPE FL X PE
- ③ SCHEDULE 40 GALV. STEEL WRAPPED W/6MIL PLASTIC
- ④ CLASS 52 DI TEE FL X FL
- ⑤ SWING CHECK VALVE W/BALL DRIP ASSEMBLY
- ⑥ FIRE DEPARTMENT CONNECTION (BRASS) LOCATED WITHIN 50' OF A FIRE HYDRANT. PROVIDE KNOX LOCKING CAPS. EXPOSED GALVANIZED STEEL PIPE TO BE PAINTED RED. STENCIL ADDRESS ON PAINTED PIPE.
- ⑦ ALL PIPE THROUGH VAULT WALL SHALL BE CORE DRILLED AND HAVE A "LINK SEAL" (OR APPROVED EQUAL)
- ⑧ OS & Y VALVES WITH TAMPER SWITCH TO ALARM PANEL OR CHAIN AND PADLOCK.
- ⑨ 1-GALV. LADDER WITH PULL- UP LADDER EXTENSION TO BE BOLTED TO VAULT FLOOR AND TO VAULT WALL, MOUNTED SUCH THAT LADDER IS DIRECTLY ABOVE THE EDGE OF ACCESS OPENING FOR EASE OF ACCESS. SEE STD DETAIL 590
- ⑩ 5/8 X 3/4" BADGER METER MODEL M25 (CUBIC FT. READING) ORION RADIO REMOTE DATA PROFILE TRANSMITTER FOR METAL LID. PIT MODULE MOUNTED 3" - 6" BELOW LID.
- ⑪ STATE APPROVED DOUBLE CHECK DETECTOR ASSEMBLY
- ⑫ RFCA (RESTRAINED FLANGE COUPLING ADAPTER).
- ⑬ CUTTABLE PADLOCK WITH KEY IN KNOX BOX

⑥ FIRE DEPARTMENT CONNECTION

2-1/2" FIRE DEPARTMENT INLET CONNECTION BRASS (NOT PAINTED)



FRONT ELEVATION



City of Bothell™

City of Bothell
PUBLIC WORKS DEPARTMENT

Approved By:
[Signature]
City Engineer

FIRE SPRINKLER
DOUBLE CHECK
DETECTOR
ASSEMBLY W/FDC

Standard
Detail

573

Revision Date
Feb, 2012